

# AUTO FUSE IN-LINE HOLDER

MTA

Part Number	Description
00341	Fuse holder with 1/4" QC 20A terminals
00352	Fixing plate includes screw

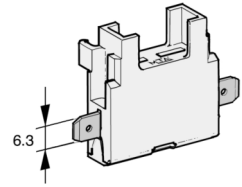
**Voltage:** 32V

**Body:** White PA 66

**Pack Size:** 1, 10, 100, 1000

**Feature:** Gangable. Fuse holders interlock.

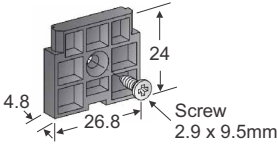
**Notes:** Fuse is not included.



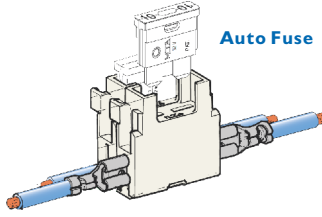
Fuse Holder



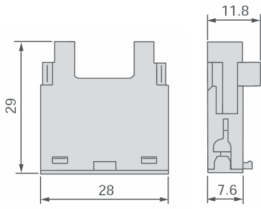
**Spare Pack (SP):**  
Contains 1 fuse holder.



Fixing Plate



Gangable



Dimensions in MM

# AUTO FUSE IN-LINE HOLDER

MTA

Part Number	Description	Pack Size
00330	Fuse holder with 1/4" QC 20A terminals	10, 100
00331	Fuse holder body only (No terminals)	10, 100
07501	Terminal 1/4" QC 20A (BK)	20, 5000
07900	Terminal 0.5 to 1.5mm <sup>2</sup> 14A (BK/RL)	20, 8000
07902	Terminal 2.0 to 3.0mm <sup>2</sup> 20A (RL)	8000
07901	Terminal 4.0 to 6.0mm <sup>2</sup> 37A (BK/RL)	20, 7200
07920	Terminal 0.5 to 1.5mm <sup>2</sup> + Clip 14A (BK/RL)	20, 8000
07930	Terminal 2.0 to 3.0mm <sup>2</sup> + Clip 20A (BK/RL)	20, 8000
07940	Terminal 4.0 to 6.0mm <sup>2</sup> + Clip 37A (BK/RL)	20, 7200
00357	Secondary terminal lock (Optional)	250

**Voltage:** 32V

**Body:** Black PA 66

**Terminal Options:** BK = Bulk Pack, RL = Reel Pack

**Notes:** Fuses & circuit breakers are not included.

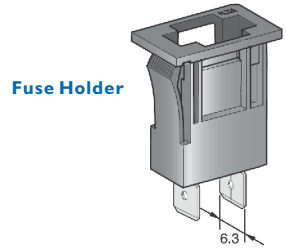


**Spare Pack (SP):**  
Contains 1 fuse holder.

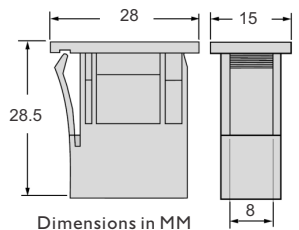
**Terminal (Standard)**

**Terminal (With Clip)**

**Terminal Lock**

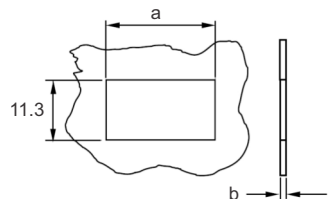


Fuse Holder



Dimensions in MM

**Mounting Hole**



Auto Bladed Breaker Installed



Auto Fuse Installed

Panel Mounting dimensions (mm)

a	b
21.9	0.8
22.0	1.0
22.1	1.5
22.2	2.0